

Italian Activity Contest

Categoria 50M - 2,3 GHz & up Luglio 2016



Punteggio parziale categoria 51M - 2,3 GHz

Pos	Call	Locator	Aslm	Antenna	Power (W)	Qso	Declared	ODX	DX	QRB	Err	Err qrb	Finale	Err %
1	IK3GHY	JN65DM	0	2.3 M	250	1	466	DF9IC	466	466	0	0	466	00. %
2	I1GPE	JN45AN	460	25 el. F9FT	30	3	302	I1LLU	144	302	0	0	302	00. %
3	I1KFH	JN45FG	120	disco 1.9 mt	150	2	145	I1LLU	99	145	0	0	145	00. %
4	IW1CKM	JN45FD	142	67 elementi	80	1	64	IW1ANL	64	64	0	0	64	00. %

Punteggio parziale categoria 52M - 5,7 GHz

Pos	Call	Locator	Aslm	Antenna	Power (W)	Qso	Declared	ODX	DX	QRB	Err	Err qrb	Finale	Err %
1	I1GPE	JN45AN	460	Horn 20 dB.	0	1	112	IK2OFO	112	112	0	0	112	00. %

Punteggio parziale categoria 53M - 10 GHz

Pos	Call	Locator	Aslm	Antenna	Power (W)	Qso	Declared	ODX	DX	QRB	Err	Err qrb	Finale	Err %
1	IK3GHY	JN65DM	0	1,2 ofsett	15	4	1289	9A2SB	485	1293	0	0	1293	00. %
2	IW2BNA	JN45ON	120	70 CM. DISH	8	8	1237	DK3SE	259	1236	1	216	1020	12.5%
3	I1GPE	JN45AN	460	Parabola 60 cm.	4	3	302	I1LLU	144	302	0	0	302	00. %
4	IW1CKM	JN45FD	142	Disco 50 cm	7	3	181	HB9SV	92	181	0	0	181	00. %
5	I1KFH	JN45FG	120	disco 1 mt off	7	2	60	I1GPE	46	60	0	0	60	00. %

Punteggio parziale categoria 54M - 24 GHz

Pos	Call	Locator	Aslm	Antenna	Power (W)	Qso	Declared	ODX	DX	QRB	Err	Err qrb	Finale	Err %
1	//													
2	//													
3	//													

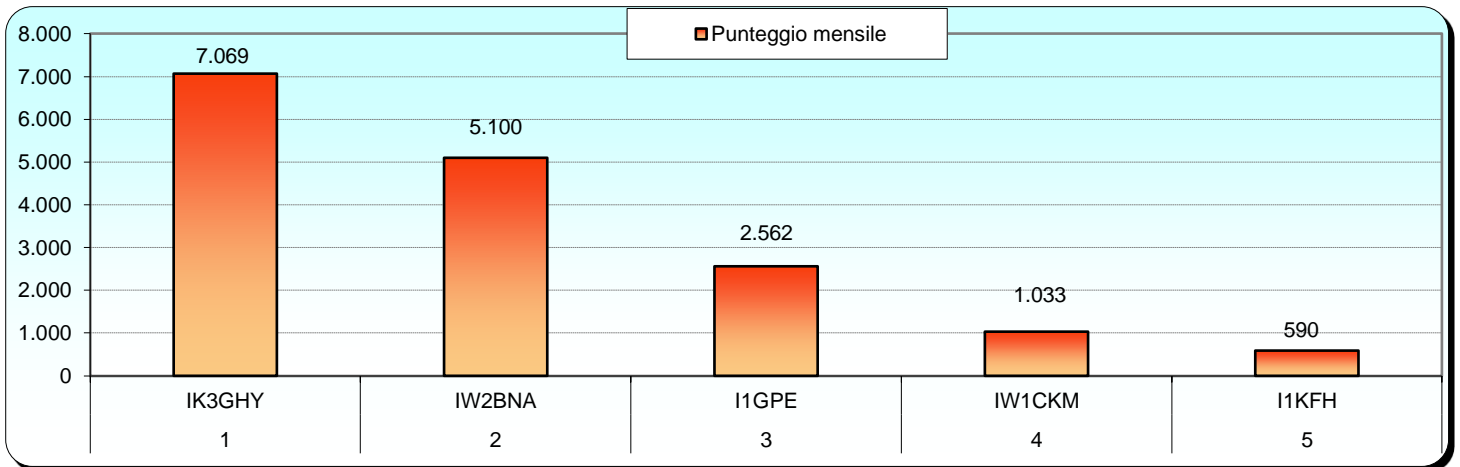
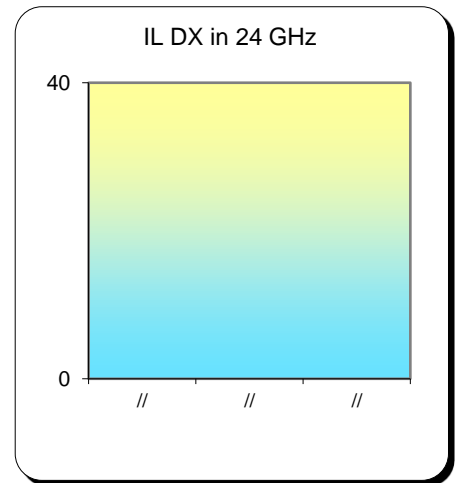
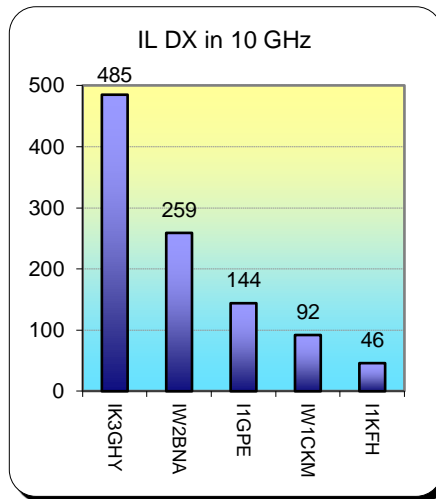
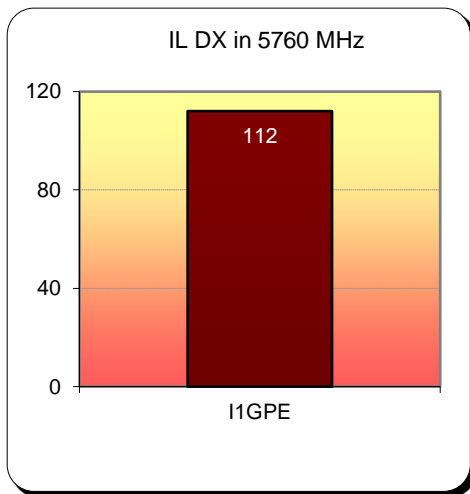
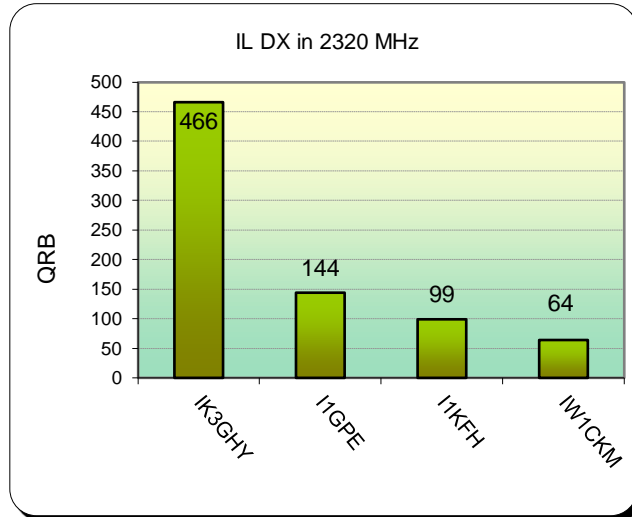
Classifica TOTALE cat. 50M

Pos	Call	coefficiente multipl.					Totale
		2	4	5	6	8	
		2,3 GHz	5,7Ghz	10Ghz	24Ghz	47Ghz	
1	IK3GHY	302		1.293			7.069
2	IW2BNA			1.020			5.100
3	I1GPE	302	112	302			2.562
4	IW1CKM	64		181			1.033
5	I1KFH	145		60			590

Statistiche mensili

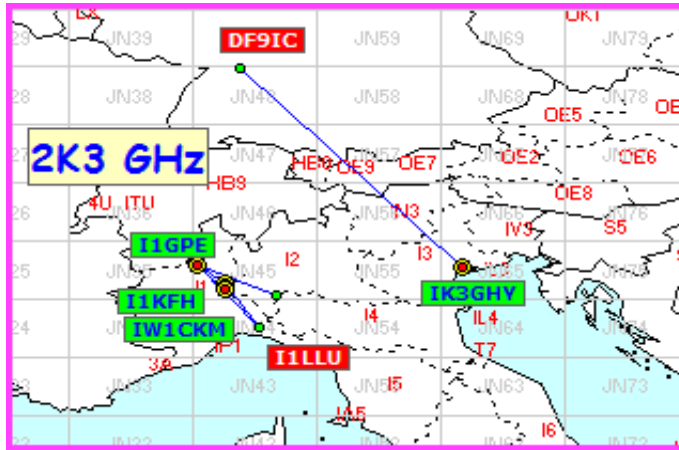
Log	5	-1	Squares	10	+3	
Call in aria	26	-9	Call esteri on air	8	+8	Call effettivi che hanno effettuato qso con l' Italia
Qso totali	28	-47	Country	5	+2	
Qrb totale	4.158	-5510	Field	1	0	JN
Locator	17	+2	DX	485	+84	IK3GHY <--> 9A2SB - JN65DM <--> JN95GM 10 GHz

la colonna in azzurro è la differenza rispetto al mese precedente



LUGLIO

	Qso Tot.	ON air	DX	Qrb Tot.	Country	Field	Squares	Locator
2320	7	8	466	977	2	1	4	6
5760	1	2	112	112	1	1	1	1
10 G	20	16	485	3.069	5	1	9	15
24 G								
Totale 50M	28	26		4.158			10	17



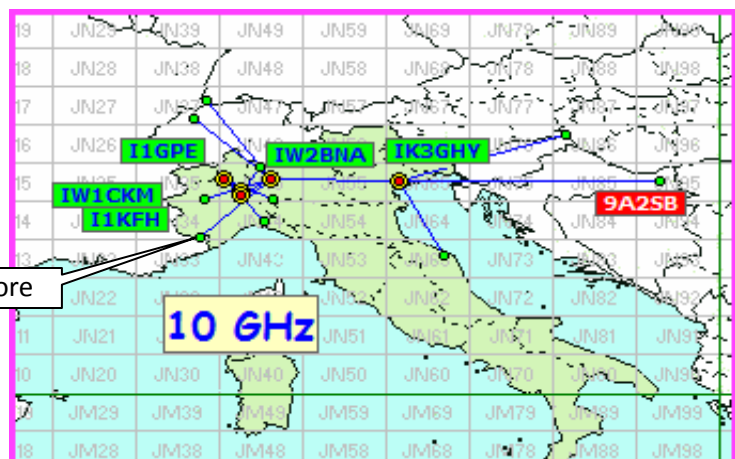
QSO in 2320 MHz



QSO in 5760 MHz

QSO in 10 GHz

QSO errore

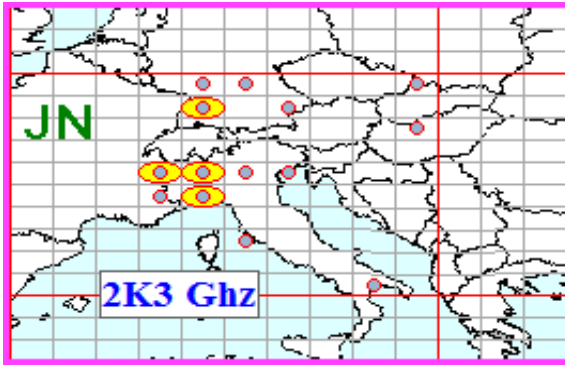


QSO in 24 GHz

NO qso

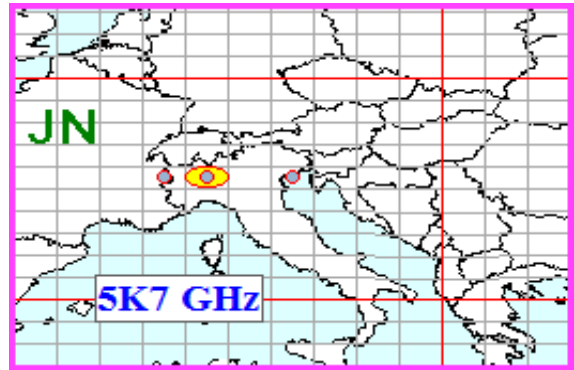
Banda 2320 MHz

Squares TOTALI = 14



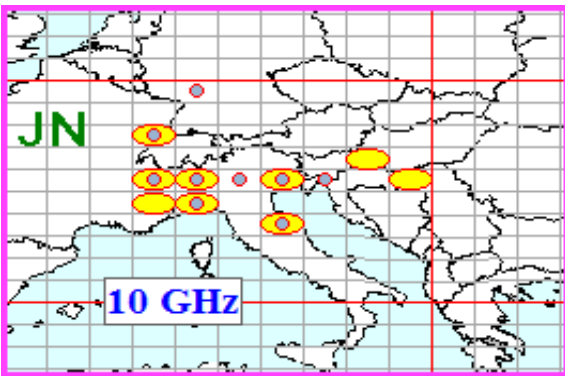
Banda 5760 MHz

Squares TOTALI = 3



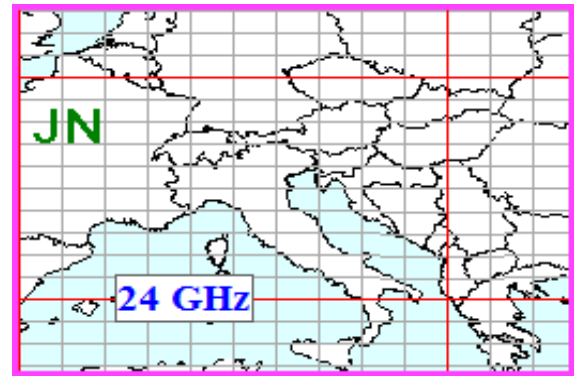
Banda 10 GHz

Squares TOTALI = 11



Banda 24 GHz

Squares TOTALI = 2

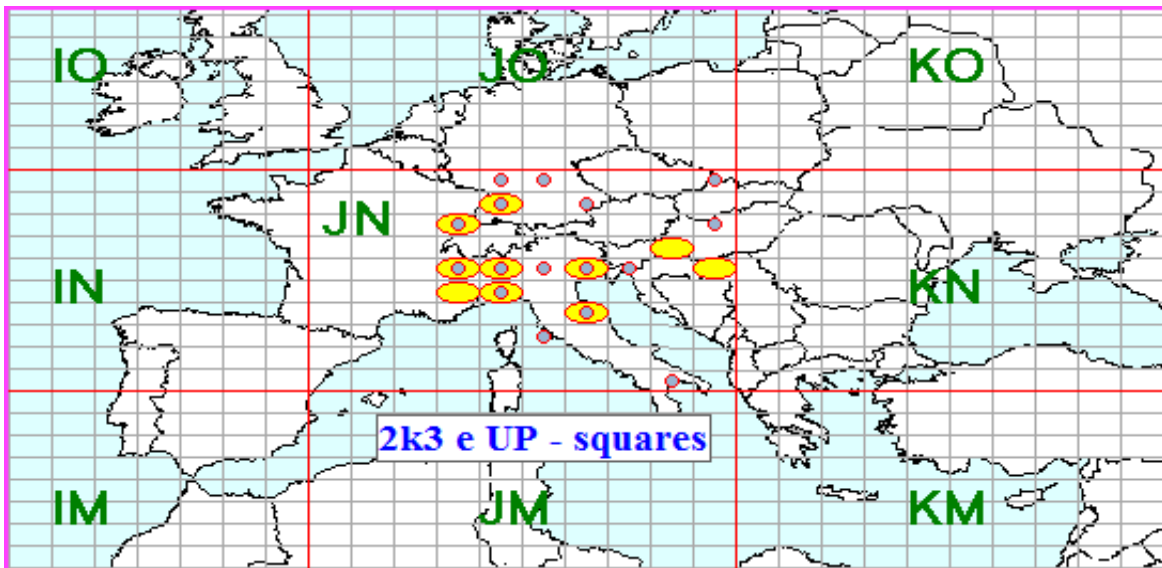


in 10 GHz due squares nuovi eccetto lo squares JN34 , che è un qso errore.

Situazione generale della cat. 50M

Squares totali collegati nel 2016

19



Squares collegato questo mese e anche nei mesi precedenti



Squares collegato solo nei mesi precedenti



Squares NEW ONE