

Punteggio parziale categoria 51M - 2,3 GHz

Pos	Call	Locator	Aslm	Antenna	Power (W)	Qso	Declared	ODX	DX	QRB	Err	Err qrb	Finale	Err %
1	IW1CKM	JN45FD	142	67 Elementi	80	6	596	IZ4BEH	275	596	0	0	596	00. %
2	IQ1AO	JN45FG	120	disco 1,9 mt	150	5	488	IZ4BEH	279	488	0	0	488	00. %
3	I1GPE	JN45AN	460	25 el. F9FT	30	5	439	I1LLU	144	439	0	0	439	00. %

Punteggio parziale categoria 52M - 5,7 GHz

Pos	Call	Locator	Aslm	Antenna	Power (W)	Qso	Declared	ODX	DX	QRB	Err	Err qrb	Finale	Err %
1	IW1CKM	JN45FD	142	Disco 60 cm Primo	4	3	215	HB9SV	92	215	0	0	215	00. %
2	I1GPE	JN45AN	460		0,04	2	169	IK2OFO	112	169	0	0	169	00. %

Punteggio parziale categoria 53M - 10 GHz

Pos	Call	Locator	Aslm	Antenna	Power (W)	Qso	Declared	ODX	DX	QRB	Err	Err qrb	Finale	Err %
1	IW2BNA	JN45ON	0	70 CM. DISH	8	7	780	DK3SE	259	779	0	0	779	00. %
2	IQ1AO	JN45FG	120	disco 1 mt	7	6	555	IZ4BEH	279	555	0	0	555	00. %
3	IW1CKM	JN45FD	142	Disco 50 cm PF	7	6	396	HB9SV	92	396	0	0	396	00. %
4	I1GPE	JN45AN	460	Parabola 60 cm.	4	3	215	IK2OFO	112	215	0	0	215	00. %

Punteggio parziale categoria 54M - 24 GHz

Pos	Call	Locator	Aslm	Antenna	Power (W)	Qso	Declared	ODX	DX	QRB	Err	Err qrb	Finale	Err %
1	I1GPE	JN45AN	460	Parabola 30 cm.	0	3	215	IK2OFO	112	215	0	0	215	00. %
2	IW1CKM	JN45FD	142	Disco 30 cm PF	4	3	137	IK2OFO	66	137	0	0	137	00. %
3	IQ1AO	JN45FG	120	disco 60 cm	0,03	3	129	IK2OFO	69	129	0	0	129	00. %

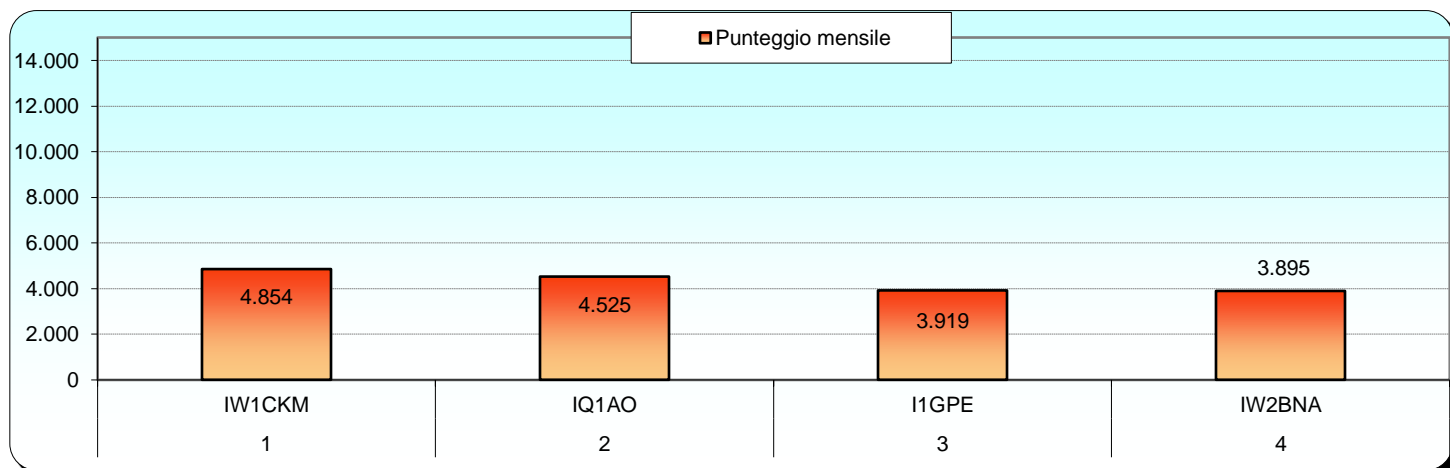
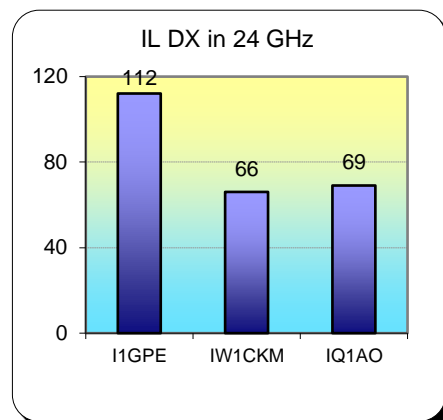
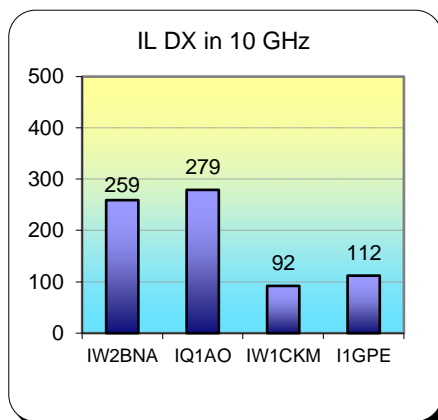
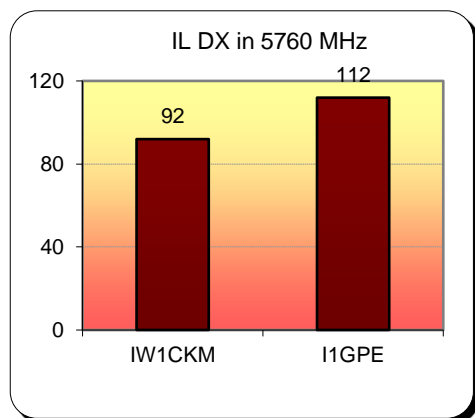
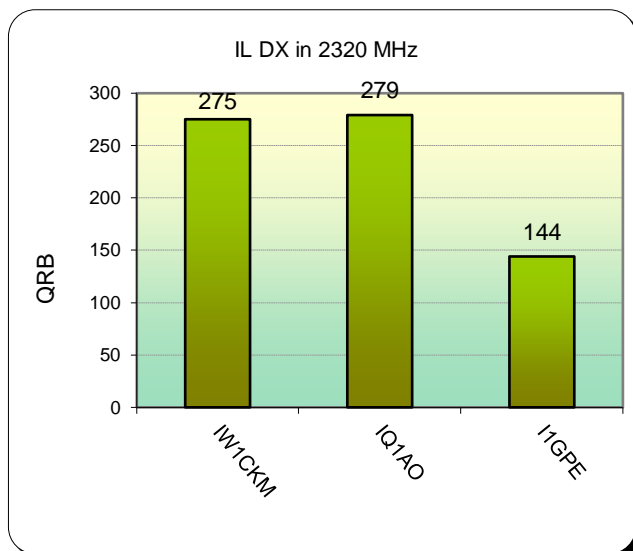
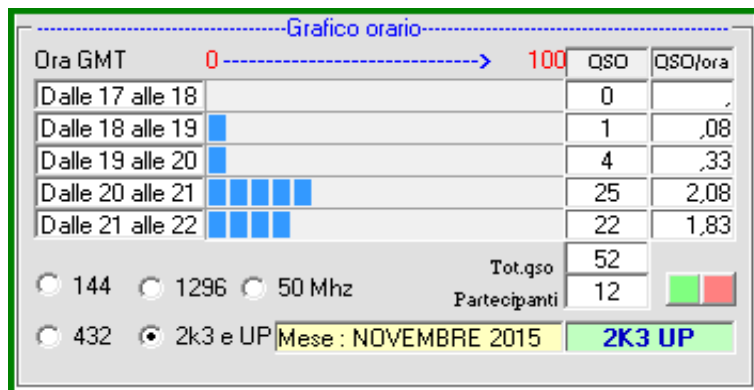
Classifica TOTALE cat. 50M

Pos	Call	coefficiente multipl.					Totale
		2	4	5	6	8	
		2,3 GHz	5,7Ghz	10Ghz	24Ghz	47Ghz	
1	IW1CKM	596	215	396	137		4.854
2	IQ1AO	488		555	129		4.525
3	I1GPE	439	169	215	215		3.919
4	IW2BNA			779			3.895

Statistiche mensili

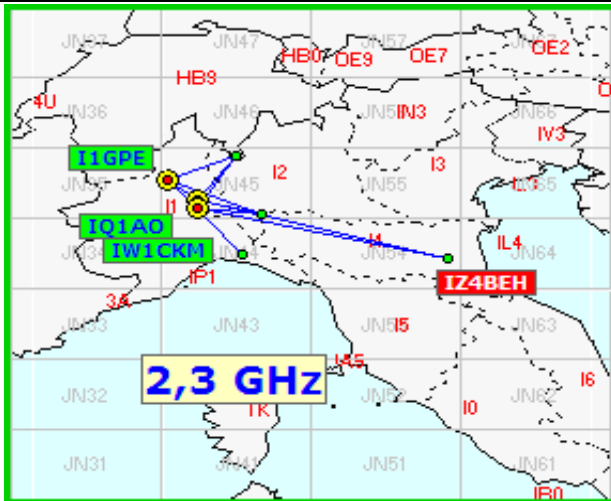
Log	4	-2	Squares	4	-5	
Call in aria	25	-9	Call esteri on air	3	-1	Call effettivi che hanno effettuato qso con l' Italia
Qso totali	52	-2	Country	3	0	HB I DL
Qrb totale	4.334	-2413	Field	1	0	JN
Locator	9	-7	DX	279	-166	IQ1AO <--> IZ4BEH - JN45FG <--> JN54VK 2,3 & 10 GHz

la colonna in azzurro è la differenza rispetto al mese precedente

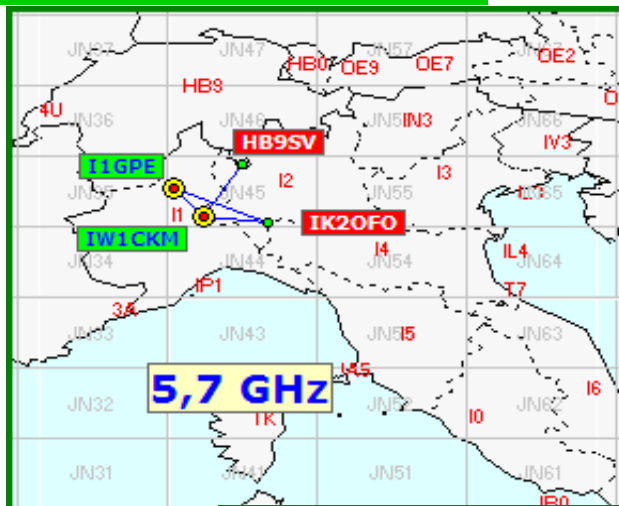


Novembre

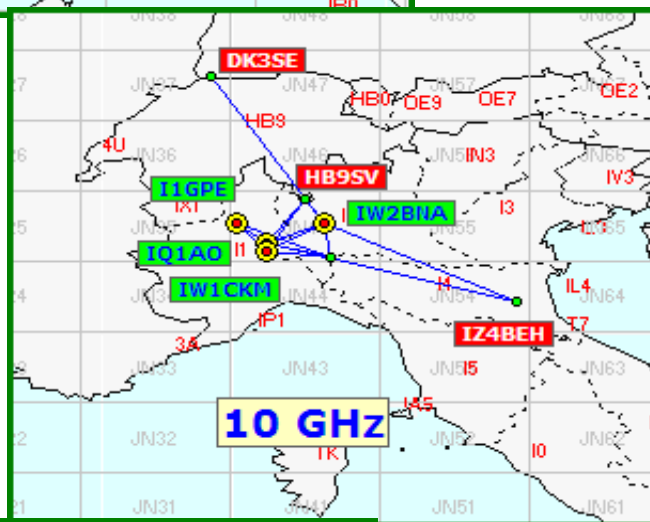
	Qso Tot.	ON air	DX	Qrb Tot.	Country	Field	Squares	Locator
2320	16	8	279	1.523	2	1	3	7
5760	5	4	112	384	2	1	1	4
10 G	22	9	279	1.946	3	1	3	8
24 G	9	4	112	481	1	1	1	4
Totale 50M	52	25		4.334			4	9



QSO in 2320 MHz



QSO in 5760 MHz



QSO in 10 GHz

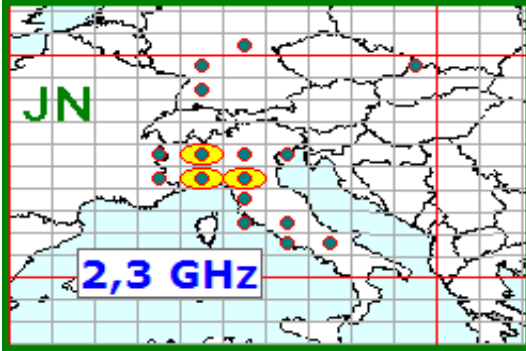


QSO in 24 GHz



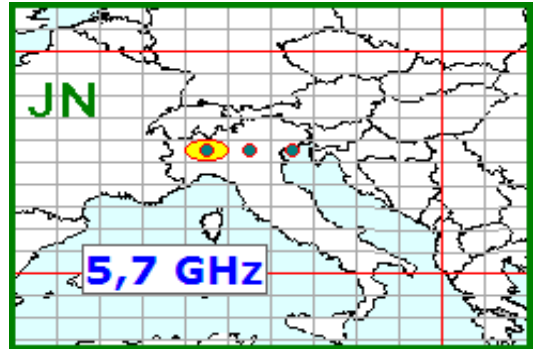
Banda 2320 MHz

Squares TOTALI = 15



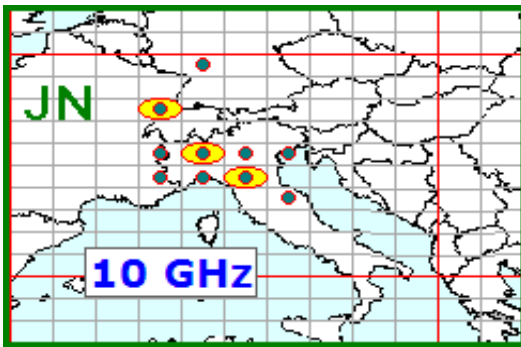
Banda 5760 MHz

Squares TOTALI = 3



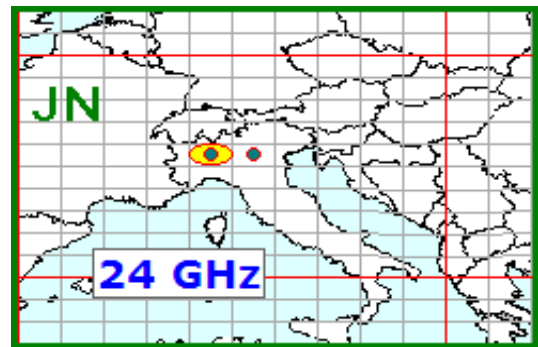
Banda 10 GHz

Squares TOTALI = 10



Banda 24 GHz

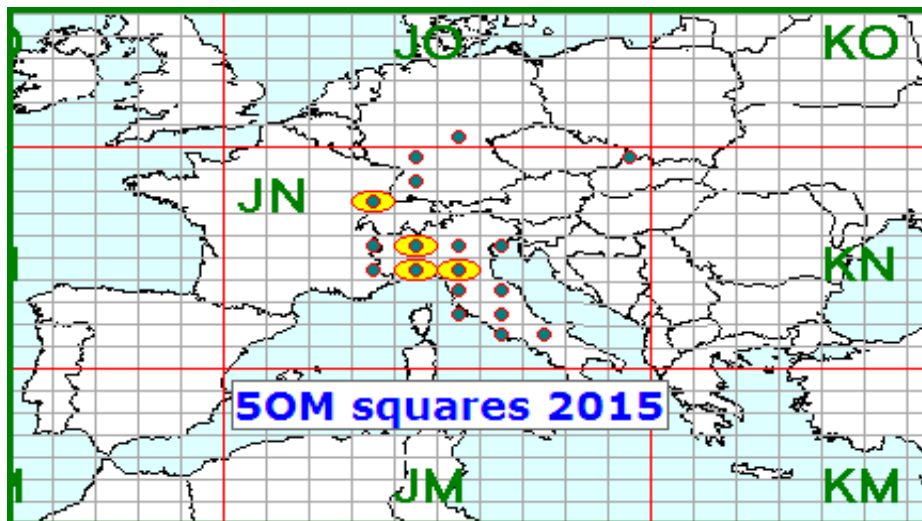
Squares TOTALI = 2



Situazione generale della cat. 50M

Squares totali collegati nel 2015

18



Squares collegato questo mese e anche nei mesi precedenti



Squares collegato solo nei mesi precedenti



Squares NEW ONE