

Punteggio parziale categoria 51M - 2,3 GHz

Pos	Call	Locator	Aslm	Antenna	Power (W)	Qso	Declared	ODX	DX	QRB	Err	Err qrb	Finale	Err %
1	IK3GHY	JN65DM	10	2.3mt disch	250	4	1526	SO9A	683	1525	0	0	1525	00. %
2	IQ1AO	JN45FG	130	1.9 mt dish	150	8	1299	DF9IC	408	1299	0	0	1299	00. %
3	IW1CKM	JN45FD	142	67 elementi	80	7	928	IK3HHG	304	927	0	0	927	00. %
4	IK2OFO	JN45PB	300	150 CM DISH	130	7	921	IK3HHG	242	921	0	0	921	00. %
5	I1GPE	JN45AN	430	25 el. F9FT	30	5	375	IK2OFO	112	375	0	0	375	00. %

Punteggio parziale categoria 52M - 5,7 GHz

Pos	Call	Locator	Aslm	Antenna	Power (W)	Qso	Declared	ODX	DX	QRB	Err	Err qrb	Finale	Err %
1	IK2OFO	JN45PB	300	150CM	15	6	681	IK3HHG	242	681	0	0	681	00. %
2	IW1CKM	JN45FD	142	disco 1,2 mt	4	6	625	IK3HHG	304	625	0	0	625	00. %
3	IQ1AO	JN45FG	130	0,8 mt offset dish	2	6	590	IK3HHG	301	590	0	0	590	00. %
4	I1GPE	JN45AN	430	Horn 20 dB	0	3	215	IK2OFO	112	215	0	0	215	00. %

Punteggio parziale categoria 53M - 10 GHz

Pos	Call	Locator	Aslm	Antenna	Power (W)	Qso	Declared	ODX	DX	QRB	Err	Err qrb	Finale	Err %
1	IK3GHY	JN65DM	10	2.3mt disch	250	4	1074	IW1CKM	303	1073	0	0	1073	00. %
2	IK2OFO	JN45PB	300	150 CM DISH	22	8	1065	IK3HHG	242	1065	0	0	1065	00. %
3	IW1CKM	JN45FD	142	disco 1,2 mt	7	7	928	IK3HHG	304	927	0	0	927	00. %
4	IQ1AO	JN45FG	130	0,8 mt offset dish	4	7	891	IK3HHG	301	891	0	0	891	00. %
5	I1GPE	JN45AN	430	Parabola 60 cm.	4	4	295	IK2OFO	112	295	0	0	295	00. %

Punteggio parziale categoria 54M - 24 GHz

Pos	Call	Locator	Aslm	Antenna	Power (W)	Qso	Declared	ODX	DX	QRB	Err	Err qrb	Finale	Err %
1	IK2OFO	JN45PB	300	60 CM DISH	5	2	192	HB9SV	96	192	0	0	192	00. %

Classifica TOTALE cat. 50M

Pos	Call	coefficiente multipl.					Totale
		2	4	5	6	8	
1	IK2OFO	921	681	1.065	192		11.043
2	IQ1AO	1.299	590	891			9.413
3	IW1CKM	927	625	927			8.989
4	IK3GHY	1.525		1.073			8.415
5	I1GPE	375	215	295			3.085

Statistiche mensili

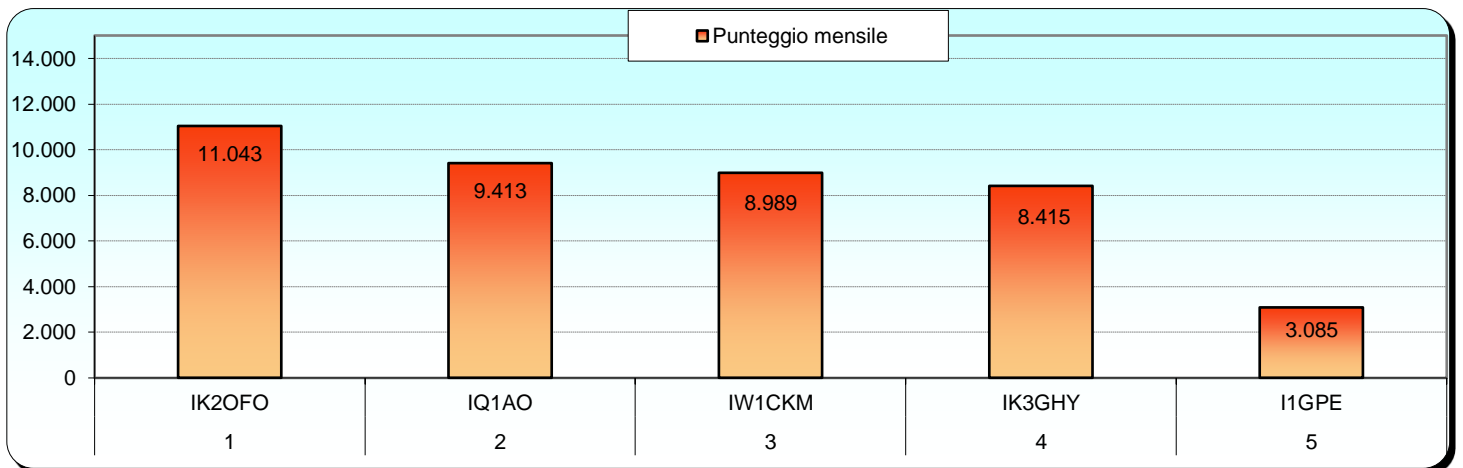
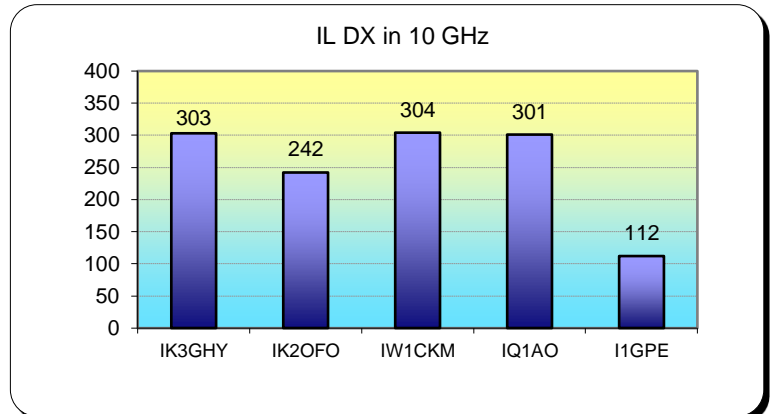
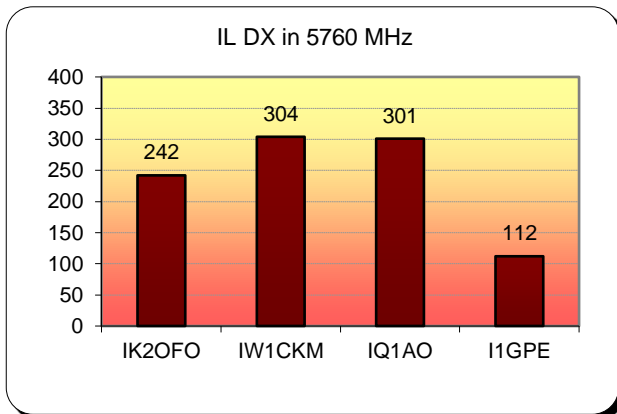
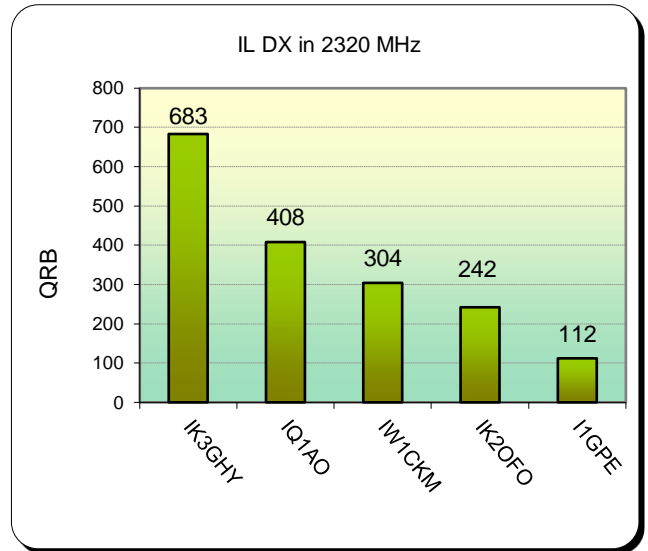
Log	5	-2	Squares	6	-4	
Call in aria	30	-7	Call esteri on air	5	0	Call effettivi che hanno effettuato qso con l' Italia
Qso totali	84	-15	Country	4	-1	HB DL SP I
Qrb totale	11.605	-3325	Field	1	0	JN
Locator	11	-9	DX	683	0	IK3GHY <--> SO9A - JN65DM <--> JN99HW 2320 MHz

la colonna in azzurro è la differenza rispetto al mese precedente

Grafico orario

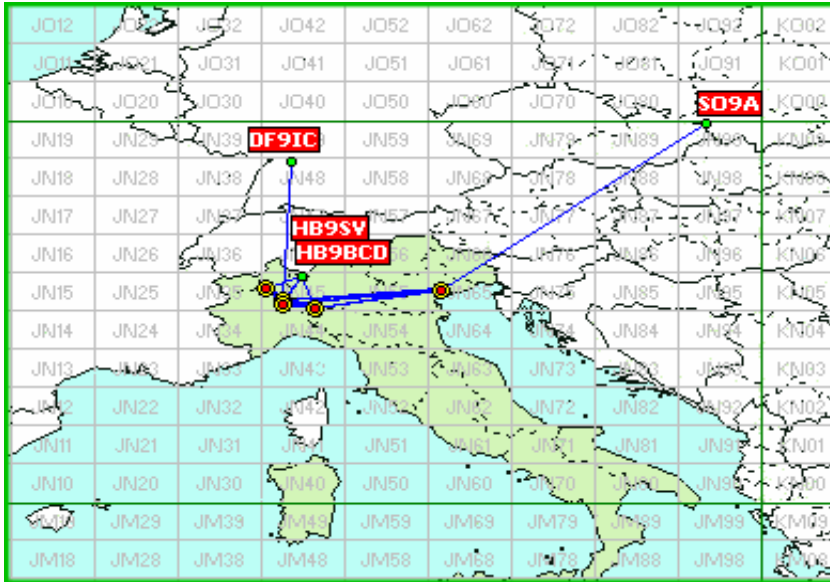
Ora GMT	0	100	QSO	QSO/ora
Dalle 17 alle 18			0	,
Dalle 18 alle 19			36	2,4
Dalle 19 alle 20			12	,8
Dalle 20 alle 21			23	1,53
Dalle 21 alle 22			13	,87
			Tot.qso	84
			Partecipanti	15

144 1296 50 Mhz
 432 2k3 e UP Mese: FEBBRAIO 2015 **2K3 UP**

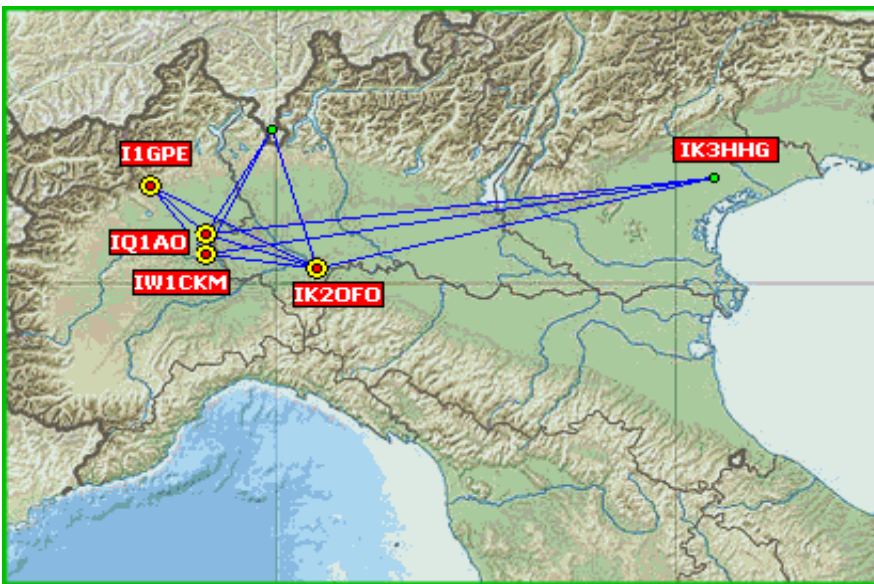


Febbraio

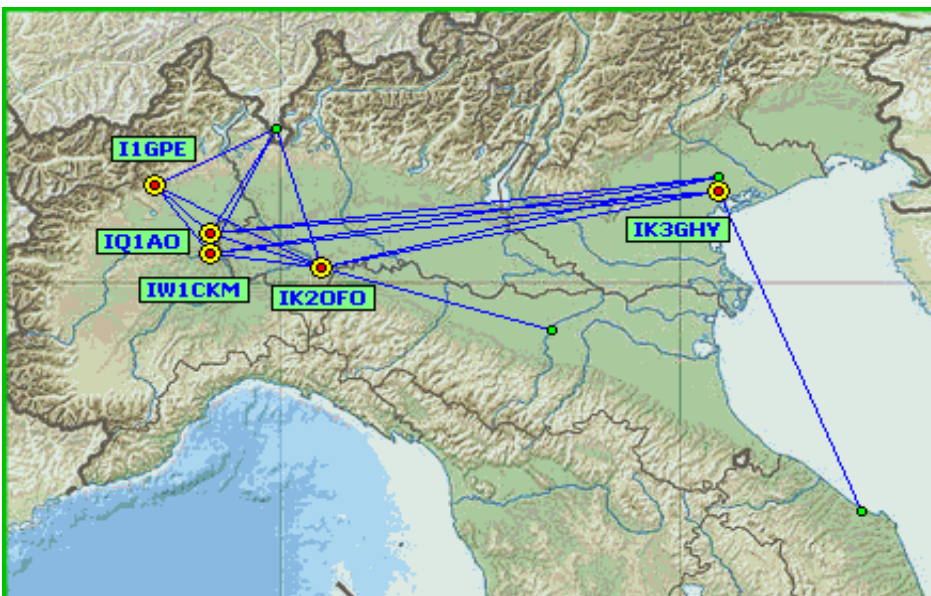
	Qso Tot.	ON air	DX	Qrb Tot.	Country	Field	Squares	Locator
2320	31	10	682	5.049	4	1	4	9
5760	21	7	304	2.111	2	1	2	6
10 G	30	10	304	4.253	2	1	4	9
24 G	2	3	96	192	2	1	1	1
Totale 50M	84	30		11.605			6	11



← QSO in 2320 MHz



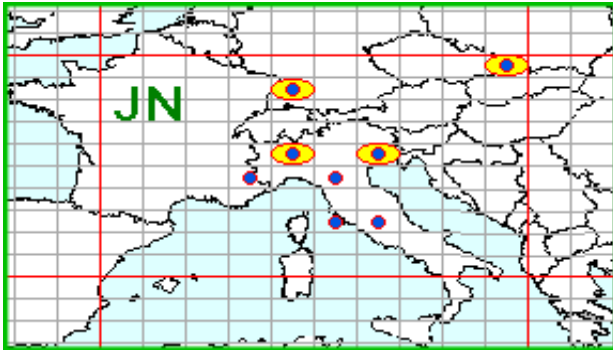
← QSO in 5760 MHz



← QSO in 10 GHz

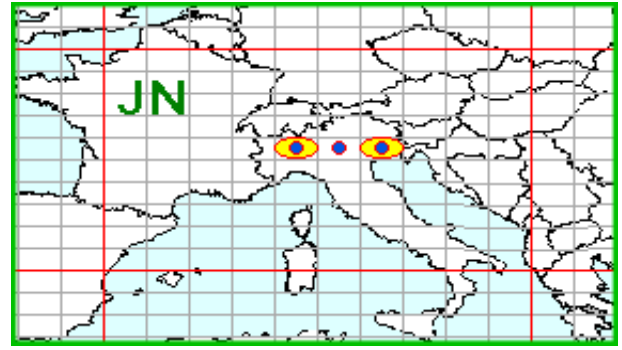
Banda 2320 MHz

Squares collegati = 4
 Squares già collegati = 8
 Squares NEW = 0
 Squares TOTALI = 8



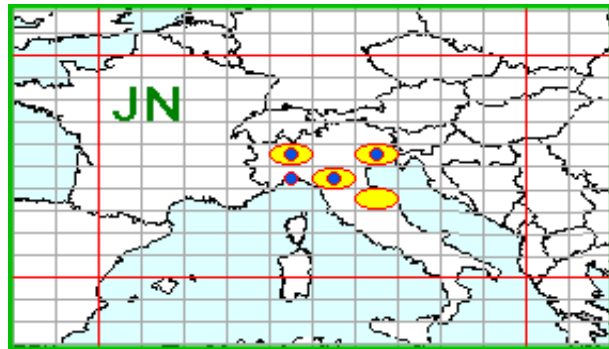
Banda 5760 MHz

Squares collegati = 2
 Squares già collegati = 3
 Squares NEW = 0
 Squares TOTALI = 3



Banda 10 GHz

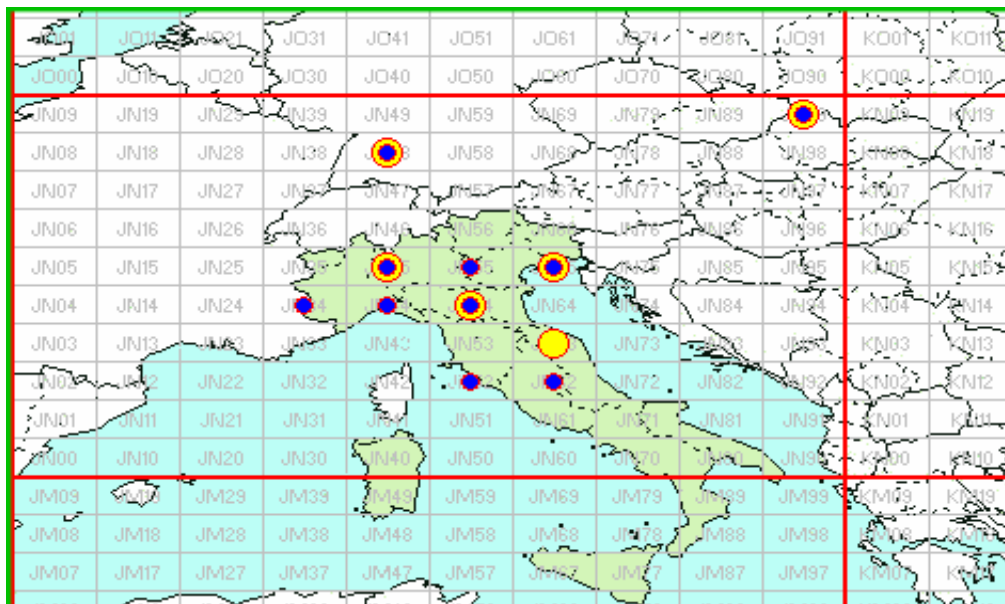
Squares collegati = 4
 Squares già collegati = 4
 Squares NEW = 1
 Squares TOTALI = 5



Situazione totale della cat. 50M

Squares totali collegati nel 2015

11



Squares collegato questo mese e anche nei mesi precedenti



Squares collegato solo nei mesi precedenti



Squares NEW ONE