

### Punteggio parziale categoria 51M - 2,3 GHz

Pos	Call	Locator	Aslm	Antenna	Power (W)	Qso	Declared	ODX	DX	QRB	Err	Err qrb	Finale	Err %
1	IK2OFO	JN45PB	300	150 CM DISH	130	7	619	IW1ANL	120	619	0	0	619	00. %
2	IW1ANL	JN35XO	1100	par 120	6	6	501	IK2RTI	171	501	0	0	501	00. %
3	IW1CKM	JN45FD	142	67 Elementi	80	6	417	IK2RTI	124	417	0	0	417	00. %
4	I1GPE	JN45AN	430	25 el. F9FT	30	5	303	IK2OFO	112	303	0	0	303	00. %
5	IQ1AO	JN45FG	120	disco 1.9 mt	150	5	263	HB9BCD	80	263	0	0	263	00. %

### Punteggio parziale categoria 52M - 5,7 GHz

Pos	Call	Locator	Aslm	Antenna	Power (W)	Qso	Declared	ODX	DX	QRB	Err	Err qrb	Finale	Err %
1	IK2OFO	JN45PB	300	150 CM DISH	15	6	645	IK3HHG	242	645	0	0	645	00. %
2	IQ1AO	JN45FG	120	disco 0.8 mt	2	5	510	IK3HHG	301	510	0	0	510	00. %
3	IW1CKM	JN45FD	142	Disco 1,2 mt	4	5	533	*IK2HHG	304	533	1	304	229	20.0 %
4	I1GPE	JN45AN	430	Horn 20 dB	0,04	3	215	IK2OFO	112	215	0	0	215	00. %

### Punteggio parziale categoria 53M - 10 GHz

Pos	Call	Locator	Aslm	Antenna	Power (W)	Qso	Declared	ODX	DX	QRB	Err	Err qrb	Finale	Err %
1	IK2OFO	JN45PB	300	150 CM DISH	20	7	1008	I6XCK	363	1008	0	0	1008	00. %
2	IQ1AO	JN45FG	120	disco 0.8 mt	4	6	942	I6XCK	432	942	0	0	942	00. %
3	IW1CKM	JN45FD	142	Disco 1,2 mt	7	6	960	I6XCK	388	960	1	304	656	16.6 %
4	I1GPE	JN45AN	430	Parabola 60 cm.	4	3	215	IK2OFO	112	215	0	0	215	00. %

### Punteggio parziale categoria 54M - 24 GHz

Pos	Call	Locator	Aslm	Antenna	Power (W)	Qso	Declared	ODX	DX	QRB	Err	Err qrb	Finale	Err %
1	IK2OFO	JN45PB	300	40 CM DISH	5	3	252	HB9SV	96	252	0	0	252	00. %

## Classifica TOTALE cat. 50M

Pos	Call	coefficiente multipl.					Totale
		2	4	5	6	8	
1	IK2OFO	619	645	1.008	252		<b>10.370</b>
2	IQ1AO	263	510	942			<b>7.276</b>
3	IW1CKM	417	229	656			<b>5.030</b>
4	I1GPE	303	215	215			<b>2.541</b>
5	IW1ANL	501					<b>1.002</b>

### Statistiche mensili

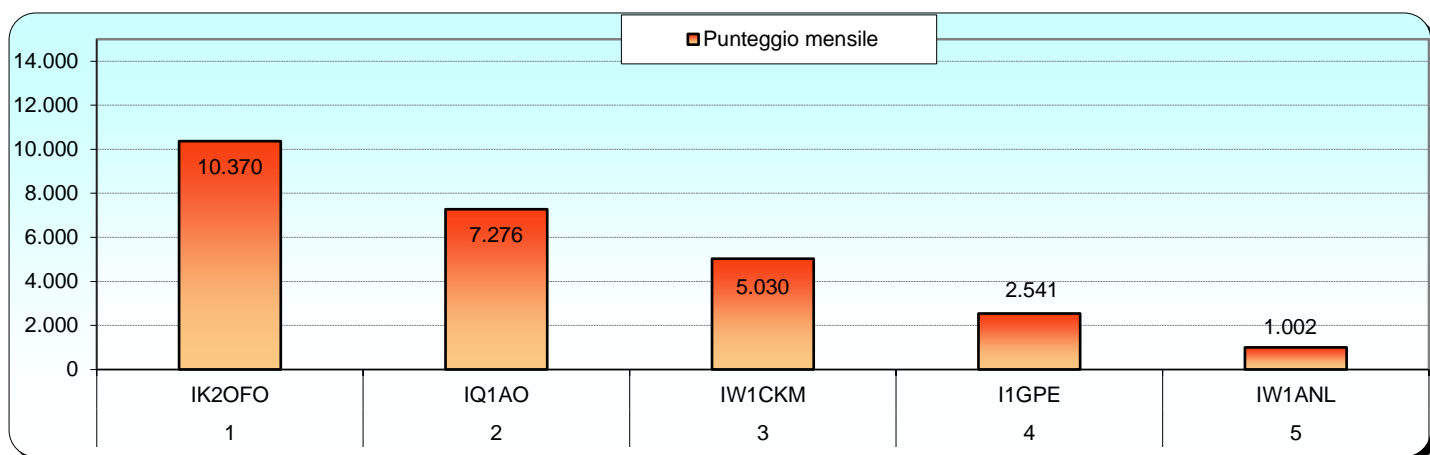
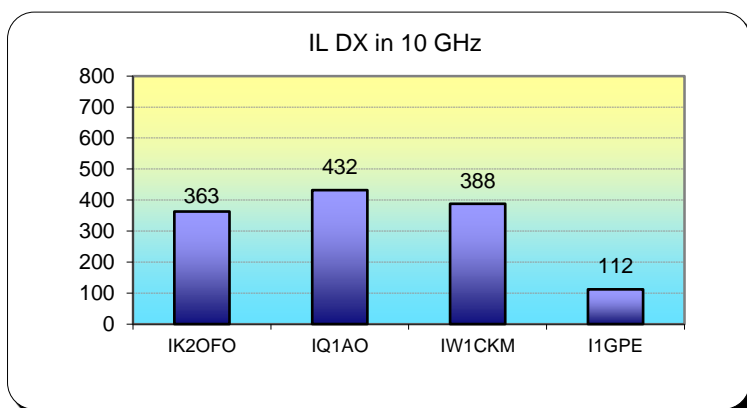
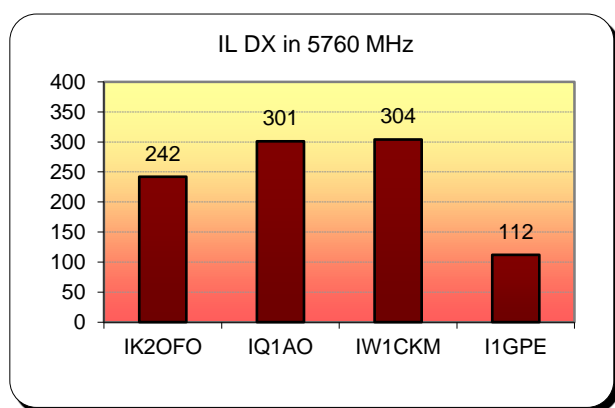
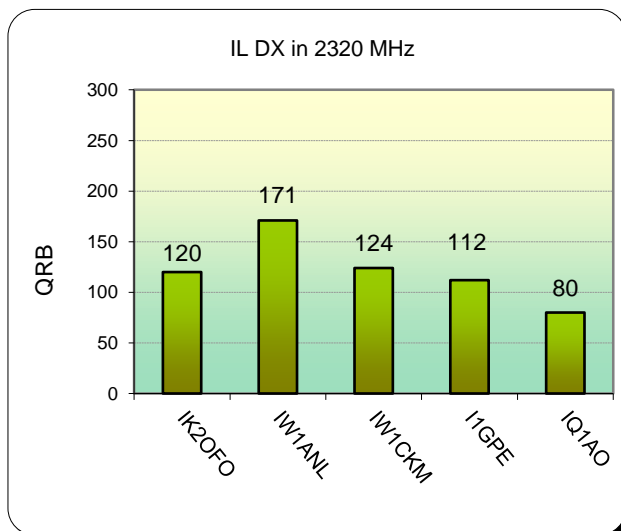
Log	<b>5</b>	0	Squares	<b>5</b>	-2	
Call in aria	<b>31</b>	+3	Call esteri on air	<b>2</b>	-1	Call effettivi che hanno effettuato qso con l' Italia
Qso totali	<b>73</b>	+13	Country	<b>2</b>	0	HB I
Qrb totale	<b>7.383</b>	-947	Field	<b>1</b>	-1	JN
Locator	<b>9</b>	-3	DX	<b>432</b>	-190	IQ1AO <--> I6XCK - JN45FG <--> JN63QO 10 GHz

la colonna in azzurro è la differenza rispetto al mese precedente

Grafico orario

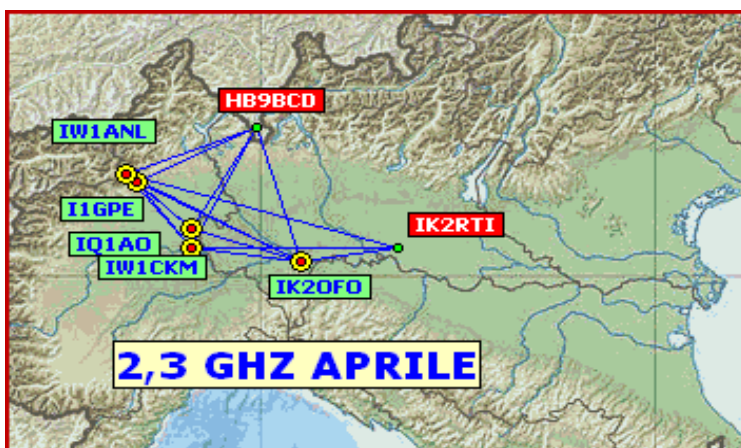
Ora GMT	0	100	QSO	QSO/ora
Dalle 17 alle 18	██████████		45	3,21
Dalle 18 alle 19	██		1	,07
Dalle 19 alle 20	███		13	,93
Dalle 20 alle 21	███		14	1,
Dalle 21 alle 22			0	
			Tot.qso	73
			Partecipanti	14

144    1296    50 Mhz  
 432    2k3 e UP   Mese: APRILE 2015   **2K3 UP**

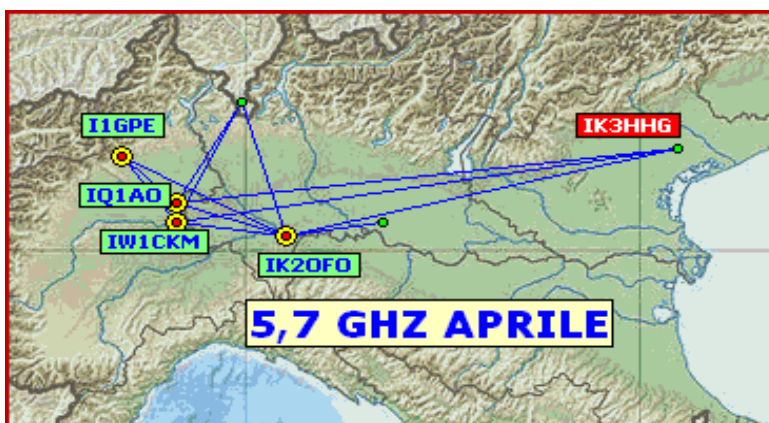


### APRILE

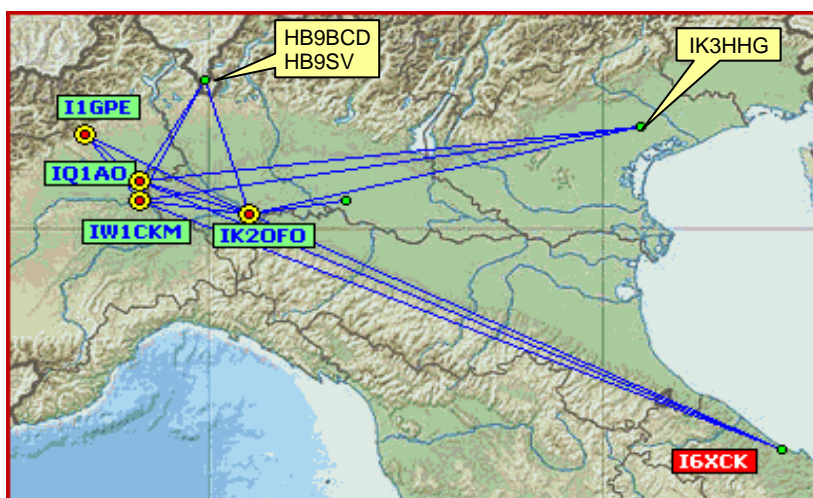
	Qso Tot.	ON air	DX	Qrb Tot.	Country	Field	Squares	Locator
2320	29	8	171	2.103	2	1	3	7
5760	19	9	304	1.903	2	1	3	7
10 G	22	10	432	3.125	2	1	4	8
24 G	3	4	96	252	2	1	2	2
<b>Totale 50M</b>	<b>73</b>	<b>31</b>		<b>7.383</b>			<b>5</b>	<b>9</b>



← QSO in 2320 MHz



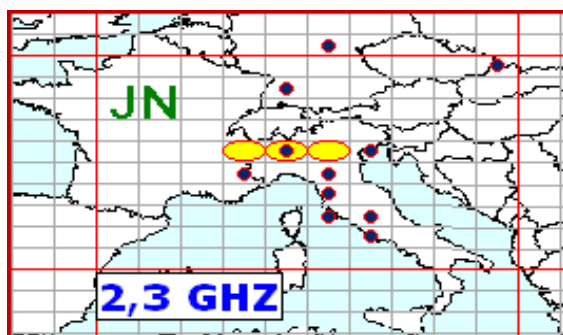
← QSO in 5760 MHz



← QSO in 10 GHz

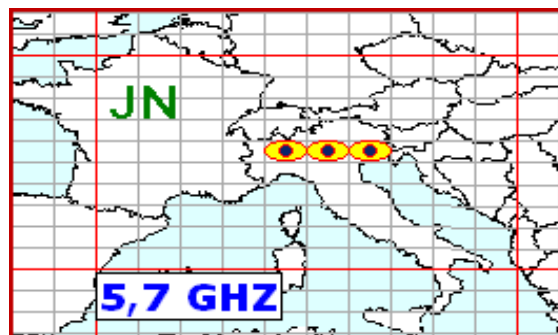
### Banda 2320 MHz

Squares collegati = 3  
 Squares già collegati = 11  
 Squares NEW = 2  
 Squares TOTALI = 13



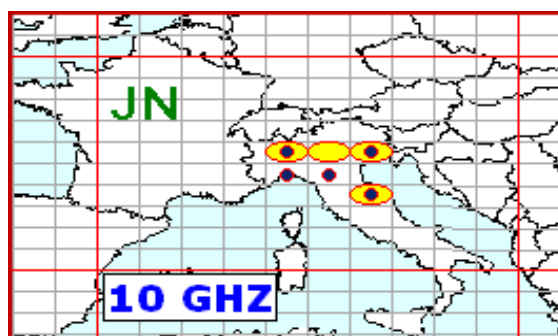
### Banda 5760 MHz

Squares collegati = 3  
 Squares già collegati = 3  
 Squares NEW = 0  
 Squares TOTALI = 3



### Banda 10 GHz

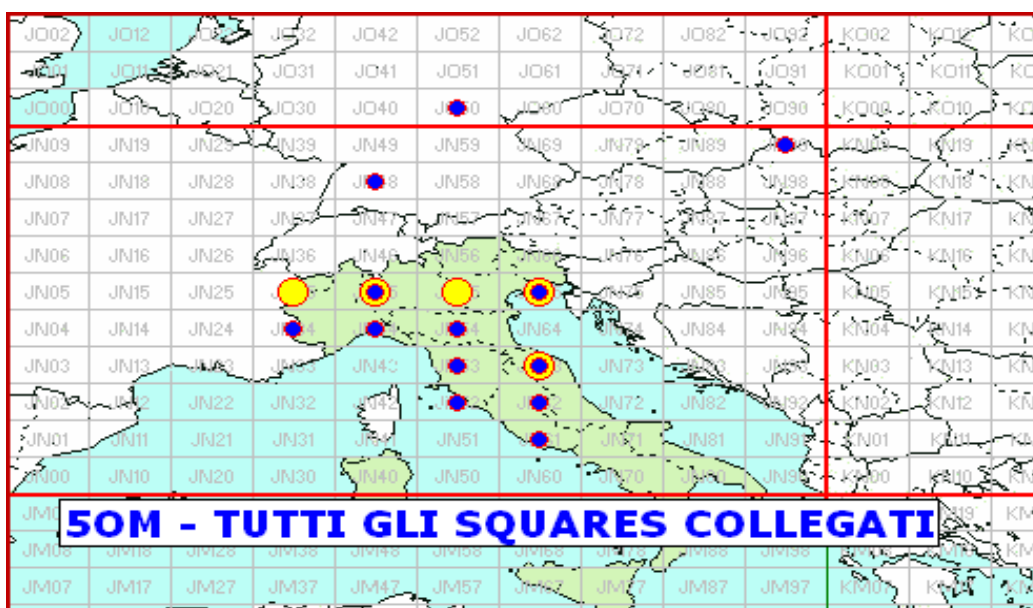
Squares collegati = 4  
 Squares già collegati = 5  
 Squares NEW = 1  
 Squares TOTALI = 6



### Situazione totale della cat. 5OM

Squares totali collegati nel 2015

15



Squares collegato questo mese e anche nei mesi precedenti



Squares collegato solo nei mesi precedenti



Squares NEW ONE